



Scroggs Architecture P.C.
Stuart S. Scroggs, Principal

1008 Maplewood Dr. Columbia, MO 65203
Phone: 573-442-5600 Fax: 573-442-5611
E-mail: sss@scroggsarchitecture.com

December 18, 2006

ADDENDUM NO. ONE

Bathroom Expansion/Remodel
Boone County Public Works
South Facility Maintenance Building
5551 Highway 63 South
Columbia, MO 65201
Bid Number 90-21 DEC06

Bidders are hereby informed of the following clarifications and/or modifications to be made in the plans and project manual for the above referenced project.

1. The Pre-Bid Meeting Minutes, dated December 12, 2006, issued with this Addendum are included as part of the Contract Documents.
2. Project Manual, Bid Response, page 4, Section III.
Clarification: "...to allow a deduction of \$0.00 dollars per calendar day from the final payment as liquidated damages (instead of \$100.00 dollars per calendar day)."
3. Project Manual, Insurance Requirements, page 10.
Clarification: "Owner's Contingent or Protective Liability and Property Damage - The Contractor has the option to provide Owner's Contingent or Protective Liability and Property Damage instead of the Comprehensive General Liability Insurance. The Contractor shall provide the County with proof of Owner's Protective Liability and Property Damage Insurance with the County as named insured, which shall protect the County against any and all claims which might arise as a result of the operations of the Contractor in fulfilling the terms of this contract during the life of the Contract. The minimum amounts of such insurance will be \$2,000,000.00 per occurrence, combined single limits. Limits can be satisfied by using a combination of primary and excess coverages. Should any work be subcontracted, these limits will also apply."
4. Project Manual, Supplemental Instructions to Bidders, page 23, Item H.
Add: "Boone Co. Public Works will provide a Porta-Potty for employee's and contractor's use."
5. Project Manual, Supplemental Instructions to Bidders, page 23, Item I.
Add: "Boone Co. Public Works will relocate the existing bathroom sink before the project starts."
6. Project Manual, Supplemental Instructions to Bidders, page 23, Item J.
Add: "The contractor shall remove all demolition materials, left-over construction materials and trash to the landfill."
7. Project Manual, Section 06 41 00 Plastic Laminate Casework.
Add: "The attached specification Section 06 41 00 Plastic Laminate Casework shall govern cabinet quality."
8. Drawings, Sheet 2, Floor Plan B/2 and Men's Toilet Elevations D/2.

- Clarification: "Contractor shall replace the existing toilet partitions with new baked enamel toilet partitions instead of rehabbing, repainting and re-installing the existing toilet partitions."
9. Drawings, Sheet 2, Floor Plan.
Add: "Paint the new west gypsum board wall in the Utility Room with 1 coat Sherwin-Williams PrepRite 200 Interior Latex Primer and 1 coat ProMar 200XP Interior Latex Eg-Shel B20-3200 series paint or equal."
10. Drawings, Sheet 3, Door & Frame Elevations.
Clarification: "Paint hollow metal doors No. 1, 2 & 3 and frames with Sherwin-Williams 1 coat PrepRite 400 Latex Primer and 2 coats ProMar 400 Interior Alkyd Semi-Gloss B34W400 series paint or equal."
11. Drawings, Sheet 6, Plumbing Plan A/6 and Plumbing Riser C/2.
Clarification: "Relocate existing water filter to above new lay-in ceiling on west wall of the Vestibule outside the Men's and Women's Bathrooms."
12. Drawings, Sheet 6, Plumbing Plan A/6 and Plumbing Riser C/2.
Clarification: "Remove and reconnect the water, waste and vent lines for the existing drinking fountain on the east wall of the Vehicle Maintenance Bay, located on the west end of the existing bathroom plumbing chase wall. Trench the floor slab as necessary to connect the drinking fountain waste line into the below slab waste line. Relocate the door eastward as necessary to clear drinking fountain waste, vent and water lines."
13. Drawings, Sheet 6, HVAC Plan.
Clarification: "New HVAC ductwork shall be galvanized and shall be insulated with ½" duct liner."
14. Drawings, Sheet 7, Power Plan.
Add: "Install one Marley No. ECP1024 or equal European style wall convector recessed radiant heater and one Marley No. M14100 or equal beige color toggle thermostat on the east wall of the Women's Toilet. Install conduit, wiring and circuit D-3,5 to existing panel D on the north wall of the Utility Room. See attached catalog cuts."



Scroggs Architecture P.C.
Stuart S. Scroggs, Principal

1008 Maplewood Dr. Columbia, MO 65203
Phone: 573-442-5600 Fax: 573-442-5611
E-mail: sss@scroggsarchitecture.com

December 12, 2006

Bathroom Expansion/Remodel
Boone County Public Works
South Facility Maintenance Building
5551 Highway 63 South
Columbia, MO 65201
Bid Number 90-21 DEC06

OWNER: Boone County Commission
Boone County Government Building, Suite 245
801 E. Walnut Street
Columbia, MO 65201

PRE-BID MEETING MINUTES

A. Meeting attendees were introduced. Those attending the December 12, 2006 Pre-Bid Meeting:

| <u>NAME</u> | <u>COMPANY</u> | <u>PHONE #</u> | <u>FAX #</u> | <u>E-MAIL</u> |
|-----------------------|-----------------------------|----------------|--------------|-----------------------------|
| David Mink P.E., Dir. | Boone Co. Public Works | 573-449-8515 | 573-449-1602 | dmink@boonecountymo.org |
| Greg Eddington | Mgr., B.C. Design & Constr. | 573-449-8515 | 573-449-1602 | gedington@boonecountymo.org |
| Stuart Scroggs | Scroggs Architecture P.C. | 573-442-5600 | 573-442-5611 | sss@scroggsarchitecture.com |
| Michael Bungart | GBH Builders | 573-893-3633 | 573-893-5847 | |
| Lee Riley | Riley Contractors | 573-446-4994 | 573-446-4800 | lee@rileycontractors.com |
| Gary E. Dorr | Five Oaks Associates | 573-682-1314 | 573-682-9514 | 5oaks@socket.net |

B. Project Contacts/Consultants:

1. The Owner's representative for this project is Mr. David Mink, Director.
2. The Architect is Mr. Stuart Scroggs, Scroggs Architecture P.C.
3. The Purchasing Dept. is represented by Ms. Melinda Bobbitt, Director of Purchasing.

C. The project is publicly bid and Prevailing Wage rates are required (enclosed in the specification).

D. Sealed bids will be accepted until 1:15PM on December 21, 2006 at the Boone County Purchasing Office, 601 E. Walnut, Room 209, Columbia MO 65201. Bids received after the above specified time for opening will be returned to the sender unopened. Bids will be publicly opened at 1:30PM on December 21, 2006 in the Boone County Commission Chambers, 801 E. Walnut, Columbia MO 65201.

E. 5% bid bond is required.

F. Performance and Labor and Material Payment Bonds are required IF the contractor's bid amount is over \$25,000.

G. Request for clarifications must be received in writing or by fax no later than Friday, December 15, 2006 for inclusion on the final addendum.

H. No bids shall be withdrawn for a period of 60 days.

I. There are no alternates.

J. Unit prices – none.

- K. Liquidated damages are not a part of this contract.
- L. Time to achieve Substantial Completion shall be seventy five (75) consecutive calendar days.
- M. Plans have been submitted to the Boone Co. Public Works for building permit review and approval.
- N. Each bidder may obtain individual sets of plans for a non-refundable deposit per each set. DocuCopy, 3334 Brown Station Road, Columbia MO 65202, 573-814-1700, is printing and distributing the contract documents.
 - 1. A list of the planholders may be viewed at DocuCopy's website: http://onlineplanroom.docucopyllc.com/bidders.asp?job_id=4289.
 - 2. *All bidders are requested to visit DocuCopy's website to obtain a list of current planholders. Bidders are advised to please NOT call the Architect seeking a planholders list. Inquiries will be referred to visit the above website or contact DocuCopy to obtain a planholder's list.*
- O. A Pre-Construction Meeting will be scheduled with the successful general contractor after a construction contract has been executed.
- P. The apparent low bidder will submit his list of proposed subcontractors to the Architect within 24 hours of the bid opening.
- Q. All items requiring clarification to the contract documents during the bidding phase and as a result of this meeting will be distributed on addenda.
- R. Please note the Sales/Use Tax Exemption, page 14, of the General Project Requirements.
- S. Overview of the project scope.
- T. Tour of jobsite.
- U. Discussion.
 - 1. A Porta-Potty will be provided by the Owner for Contractor's use.
 - 2. Boone Co. Public Works will relocate the existing sink before the project starts.
 - 3. Addendum No. 1 will specify that the new HVAC ductwork will be galvanized and internally insulated.
 - 4. Addendum No. 1 will specify that the existing toilet partitions will be replaced with new baked enamel toilet partitions.
 - 5. Addendum No. 1 will specify paint for the hollow metal doors and frames.
 - 6. Addendum No. 1 will specify that the new gypsum board west wall will be painted.
 - 7. Addendum No. 1 will describe the cabinet quality.
 - 8. Addendum No. 1 will specify that the existing water filter will be relocated above the new ceiling.
 - 9. Addendum No. 1 will specify the contractor shall remove all demolition to the landfill.

SECTION 06 41 00 PLASTIC LAMINATE CASEWORK

PART 1 GENERAL

1.1 SUMMARY

- A. Products Supplied But Not Installed Under This Section
 - 1. Vanity Base Cabinet and Wall Cabinets

PART 2 PRODUCTS

2.1 MATERIALS

- A. Wood Materials - Species as acceptable for AWI custom grade.
- B. Panel Product
 - 1. Cores -
 - a. Cabinet Doors - Medium density fiberboard (MDF) with minimum density of 48 lbs per cu ft.
 - b. All Other - Industrial grade particle board with minimum density of 45 lbs per cu ft.
 - 2. Facings -
 - a. Exposed - Plastic Laminate.
 - b. Cabinet Interiors - Melamine or Kortron.
 - 3. Edgings -
 - a. Exposed - Plastic Laminate.
 - b. Shelves - Hot-glued, 2 mm thick minimum, PVC edge-banding. White solid color Melamine or Kortron surface.
 - 4. Glues used in manufacture and fabrication of panel products shall be Type I or II.
 - 5. Moisture content shall be same as specified for lumber.

2.2 COMPONENTS

- A. Cabinet Hardware
 - 1. Cabinet And Drawer Pulls -
 - a. US26D steel-plated, brass/bronze core bow handles, 4 inches long minimum.
 - b. Quality Standard -
 - 1) Stanley 4484 or equal.
 - 2. Cabinet Adjustable Shelf Supports -
 - a. 32mm System - Casework Fabricator's standard.
 - b. Standard System -
 - 1) Quality Standards -
 - a) Knap & Vogt 255 and 256 or equal.
 - 3. Cabinet Hinges -
 - a. European style, self-closing
 - b. Doors 48 inches High or Less -
 - 1) 110 degree opening minimum.
 - 2) Two hinges
 - 3) Quality Standard - Blum 'Compact 33' or equal.

2.3 FABRICATION

- A. Construction
 - 1. Cabinet Body -
 - a. Use AWI Flush Overlay construction on cabinet bodies.
 - b. Install adjustable shelf supports recessed.
 - 2. Cabinet Doors -

- a. Full height, panel product cabinet doors may be fabricated in two pieces and joined on back with metal backplate. Backplate shall match interior door surface color.
- b. Hinges - Install hinges using plastic insertion dowels for hinges and 'Euroscrews' for baseplates.
- c. Every cabinet door shall have specified pull installed

B. Cabinet Component Thickness and Material

- 1. Use plastic laminate facing on panel product, except on following surfaces, where Kortron or Melamine shall be used.
 - a. Cabinet interiors and shelving faces behind cabinet doors.
 - b. Cabinet exteriors permanently concealed.
- 2. Ends, Bottoms, Tops - 3/4 inch thick panel product.
- 3. Shelves -
 - a. Panel product
 - b. Thickness -
 - 1) 36 inch - 3/4 inch thick.
- 4. Backs - 1/4 inch thick panel product.
- 5. Doors - 3/4 inch thick panel product.

PART 3 EXECUTION - Not Used

END OF SECTION



Marley
 Engineered Products
 An **SPX** Company

ECP SERIES EUROPEAN STYLE WALL CONVECTOR

APPLICATIONS:

Suitable for use in almost any room. Use single heaters in smaller rooms such as bedrooms and bathrooms. Use multiple heaters in larger rooms such as living rooms and family rooms. Wattage levels should be determined by heat loss calculations. Great source of supplementary heating of offices, reception rooms, game rooms and similar light duty commercial and residential applications.

Special Features

- Heater can be surface mounted or recessed into 2X4 or larger wall sections. It is designed to fit between 16" O.C. studs.
- Steel finned metal sheath electric heating elements provides uniform heat and long service life.
- Closely spaced bar grille design discourages insertion of foreign objects and directs air outward to effectively distribute heat to the middle of the room.
- High temperature plastic grille offers attractive appearance in a neutral color that is compatible with any decor.
- Contemporary styling uses soft curves on all edges, avoiding the sharp corners of a square design.
- Large wiring compartment is accessible from the front of the heater enabling rapid, easy hookup.

SPECIFICATIONS/FEATURES:

Wattages: 1000 and 1500 Watts

Control: Heater specifically designed for use with remote wall thermostats for maximum room comfort.

Construction: Heater consists of three major components. Steel backbox, steel heatdeck, and thermo plastic grille.


Electrical: Field wiring conveniently connects to backbox with heater out of the way. Heatdeck quickly connects to backbox with heavy-duty "plug-in-socket" connector. Unit is equipped with safety automatic limit protector.

Mounting: Unit protrudes 1 5/8" from wall when recessed mounted. When surface mounted the heater stands only 4 5/8" from the wall.

Rough-In:
 Surface Mounting – none.
 Recessed – 23 1/8" High X 14 1/2" Wide
 Grille Dimensions: - 26 1/4" High X 16 1/4" Wide

HEATER SELECTION:


| CATALOG # | VOLTAGE | WATTAGE | WT |
|-----------|---------|-------------|--------|
| ECP1024 | 240/208 | 1000W/750W | 27 lbs |
| ECP1524 | 240/208 | 1500W/1125W | 27 lbs |



Warm air is carried into the room

Front cover is a radiant panel

Cool air



AIR FLOW BENEFIT

The ECP Series convector is designed to have cool air travel up the back of the convector and help carry heated air into the room, preventing uncomfortable air layer stratification. Cool air is drawn up from the floor and warmed, then expelled back into the room. Also, the front cover of the convector acts like a radiant panel that warms objects within the room much as the sun does.

Marley Engineered Products reserves the right to change specification without prior notice.

This product is protected under one or more of the following US, Canadian, and International patents and patent applications: US Patent No. 6,132,310; International Patent No. WO 01/75376 A1 and other Patents Pending.

Visit our website at www.marleymep.com

Tempra-Sure®

NEW

PlatePals™


Digital Wall Plate Thermometer

Helps
monitor
energy
costs

Accurate
to within 1°
Fahrenheit
or Celsius

Easy to
install ...
No wiring
necessary

Battery
Included



- Digital read out.
- Installs in minutes...no wiring necessary!
- Simply replaces existing light switch wall plate.
- Ideal for use in any room.
- Great for children's rooms and baths.

ZGC-MTPPB

www.marleymep.com

Bennettsville, SC



Temptra-Sure®

Switch Plate Cover With Thermometer

June 2004

| Model Number | UPC Number | Description | Box Bar Code (Interleaved 2 of 5) | List Price |
|--------------|-----------------|--|-----------------------------------|------------|
| M12100 | 0 98319 11200 2 | White, Toggle switch plate thermometer. (12pcs in one box) | 2 00 98319 11200 6 | \$202.60 |
| M12500 | 0 98319 11202 6 | White, Decora switch plate thermometer. (12pcs in one box) | 2 00 98319 11202 0 | \$202.60 |
| M14100 | 0 98319 11204 0 | Beige, Toggle switch plate thermometer. (12pcs in one box) | 2 00 98319 11204 0 | \$202.60 |
| M14500 | 0 98319 11206 4 | Beige, Decora switch plate thermometer. (12pcs in one box) | 2 00 98319 11206 8 | \$202.60 |

Note: Can be field converted for Fahrenheit or Celsius by using the slide switch on back of plate.

Packaging:

Sold in box quantities only.

One Box:

12 pcs. 9" x 6" x 5.5" 2.5lbs

Each piece is package in a self-sell (blister card)

Mis. Information:

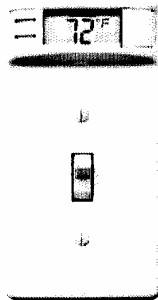
To get an idea on how regular wall plates sell throughout the industry, here is information that may help you decide what type and color of wall thermometer to purchase.

Toggle Type: 75% of total sales.


50% White - 50% Beige

Decora Type: 25% of total sales.


80% White - 20% Beige




M12100



M12500



M14100



M14500